



Recycling at  
Etonbury  
is super easy!



# “Simpler Recycling”


became Law this year  
and we ALL have a  
part to play.





# “Simpler Recycling”

means we ALL have to  
separate out , NOT mix, and  
Recycle  
Food Waste & all Recyclable  
Products.




# Recycling at Etonbury the E.T.A. way



New  
'Bin Stations'  
are on the  
playground to  
make recycling  
super easy!






What do I need to do?


Separate  
and Only put  
food waste  
into the  
Red Food  
Bin.

Separate  
and Only put  
Recyclable  
waste into the  
Blue Recycle  
Bin.



Why is Recycling  
so important?





*You'll be making a positive impact on the Environment by reducing natural resource usage.*



WATER



OIL



NATURAL GAS



ENERGY

# Reduce , Reuse , Recycle

**Messy waste**, or items placed in the wrong bin...



**The cycle ends**, as it ends up in landfill or being burned...

**Recyclable materials** need to go into the correct waste bin to be **Recycled**.



**Continuous loop of recycling** created, so not needing new materials and costs.



# What you need to do.



CHECK



EMPTY



RECYCLE

# Fun Recycling Facts

18 recycled plastic bottles = New football kit (read about Liverpool FC!).

1 ton of recycled paper = 20 saved trees.

One single recycled plastic bottle saves enough energy to power a 60 watt light bulb for **6 hours**.

It takes 75% less energy to make a plastic bottle from recycled plastic compared with using “virgin” resources.



# New Signs on our playground bins.



**No food  
waste**



## MIXED RECYCLING



- ✓ YES TO Card
- ✓ YES TO Paper
- ✓ YES TO Cans
- ✓ YES TO Plastic bottles

- ✗ NO Glass
- ✗ NO Food waste
- ✗ NO Paper towels
- ✗ NO Black bin bags

Visit [Cawleys.co.uk](http://Cawleys.co.uk)



## FOOD WASTE



LOOSE  
OR IN CLEAR  
BAGS ONLY

- ✗ NO Glass

Visit [Cawleys.co.uk](http://Cawleys.co.uk)



## Black Bin Waste

Highly contaminated materials like  
food packaging that cannot be washed



**No food  
waste**

*Do Not Contaminate  
This Bin!*

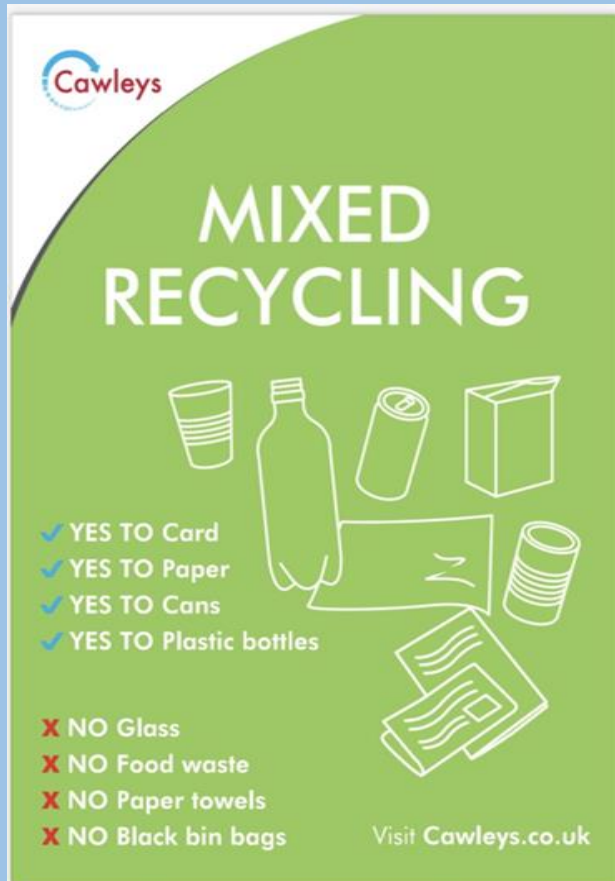
*Separate  
and Only put  
food waste  
into the  
red food Bin!*

*Bins that are mixed  
up with food waste  
means, that bins  
contents all have to  
go to landfill  
and  
you will have wasted  
good recyclable  
recourses...*



# Blue Bin.

*Separate and only put recyclable waste into the blue recycle bin!*



## YES PLEASE

Such as, but not limited to


- **EMPTY Plastic bottles,**
- **EMPTY Tubs, Cups & Pots,**
- **EMPTY Drink Cans,**
- **EMPTY Tetra Pak Drink Cartons,**
- **Clean Cardboard,**
- **Clean Paper,**
- **Clean Foil.**

## NO THANK YOU !

- **NO Food Waste !**
- **NO Soiled food Cartons/Trays,**
- **NO Napkins & Paper Towels,**
- **NO Wooden Forks, Knives & Spoons,**
- **NO Sweet Packets & Wrappers**
- **NO Black Bags,**
- **NO Glass,**
- **NO Cling Film Wrap.**

# Red Bin.

*Separate* and *only* put *food waste* into the red bin.



## YES PLEASE

Such as, but not limited to

- **ALL Food Waste!**
- Plate Scrapings,
- Fruit Peelings & Cores,
- Unwanted Sandwiches.

## NO THANK YOU !

- **NO** Plates, **NO** Bowls, **No** Cutlery,
- **NO** Napkins & Paper Towels,
- **NO** Sweet Packets & Wrappers,
- **NO** Black Bags,
- **NO** Glass,
- **NO** Cling Film or Foil Wrap.



# Black Bin.

*Separate* all other waste first, then  
landfill waste to go in here only!



## Black Bin Waste

Highly contaminated materials like  
food packaging that cannot be washed

## YES PLEASE


### NON-RECYCLABLE MATERIALS

Such as, but not limited to

- Used **food Cartons/Trays,**
- **Napkins** & Paper Towels,
- **Wooden Forks,** Knives & Spoons,
- **Crisp Packets,**
- **Sweet Packets** & Wrappers,
- **Soiled Plastic Bags,**
- **Glass,**
- **Cling Film Wrap,**
- Broken Lunch Boxes.

## NO THANK YOU !

- **NO Food Waste !**
- **NO Recyclable products!**
  
- **NO Plastic Bottles,**
- **NO Cardboard,**
- **NO Paper,**
- **NO Metal Drinks Cans,**
- **NO Drink Cartons.**



Recycling at  
Etonbury  
is super easy!