ETONBURY ACADEMY

Aiming High

What grades would you like to achieve in the summer?

What would be the best outcomes for <u>you</u>?

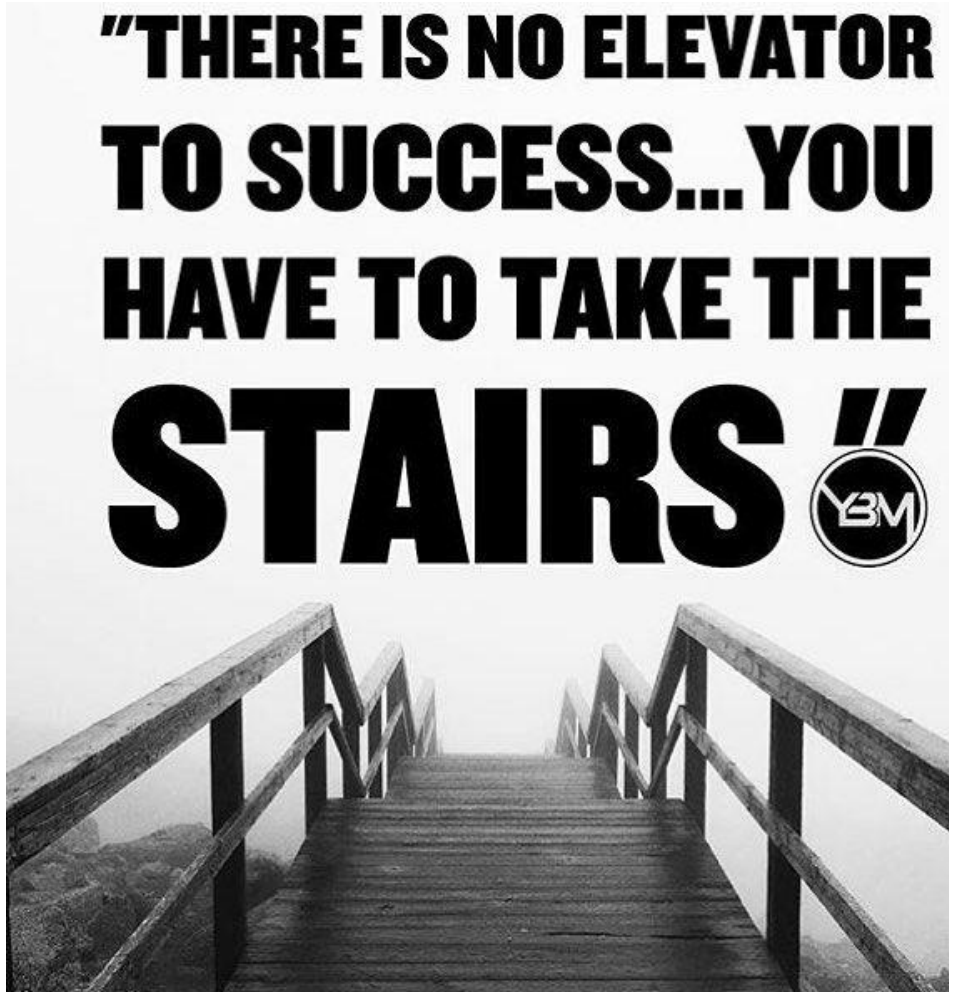

ETONBURY ACADEMY

GCSE Preparations

Thursday 22nd October 2026

Presented by: J Smith
W Lowrie, K Sarup and K Brookes

ETONBURY ACADEMY

Welcome to our GCSE Preparation Evening

- The months ahead
- Memory and revision strategies
- Tips & advice from KS5 students
- Core subject strategies

ETONBURY ACADEMY

What exams are there?

Science

Combined Science A (J250)

- 6 written papers: 2 Biology, 2 Chemistry, 2 Physics
- Each paper: 60 marks, 1 hour 10 minutes
- Foundation: Papers 1–6 | Higher: Papers 7–12
- Each paper assesses subject content & practical skills.

Triple / Separate Sciences

- 6 written papers in total: 2 Biology, 2 Chemistry, 2 Physics
- Each paper: 90 marks, 1 hour 45 minutes

What matters most

- Secure the specification content • Practical skills • Understand command words (explain, describe, state)

What ‘Effective Retrieval’ Looks Like in Science

Science

Effective retrieval = trying to remember, not re-reading.

- Use short, regular self-quizzing: flashcards, blurting and quick topic tests.
- Turn the specification into questions: “What is…?”, “Explain why…”, “How would you investigate…?”
- Practise exam questions and mark them carefully — correct mistakes straight away.

Calculations

- Cover the equation → recall it → identify values/units → substitute → calculate → check the answer and units.
- Practise multi-step problems without looking at worked examples first.

Command words

- Describe = say what you can see / what happens.
- Explain = give reasons using scientific knowledge.
- Calculate = show working and give the correct unit.
- Compare / evaluate = make clear, evidence-based comparisons or judgements.

Avoid: simply reading notes, highlighting, or watching videos without testing yourself.

ETONBURY ACADEMY

Recommended Resources & Platforms

Science

1. School KS4 Revision Website

- Topic resources, revision materials and practice tasks provided by the school.

2. OCR Gateway Science

- Student revision checklists and the OCR specification: use these to make sure every required topic is covered.

3. OCR Past Papers & Mark Schemes

- Use these to practise exam technique, command words and applying knowledge in unfamiliar contexts.

Best approach: choose one topic → retrieve from memory → practise questions → mark → revisit mistakes.

ETONBURY ACADEMY

How can we help?

Science

What we can do in school

- Provide revision/intervention sessions and targeted support.
- Direct students to the KS4 Science revision materials.
- Give feedback on practice questions and misconceptions.
- Encourage students to ask questions when they are unsure.
- Help students identify priority topics from the specification.

What parents can do at home

- Ask your child to explain a key process using a simple diagram.
- Quiz them using flashcards or short questions — ask them to answer without notes.
- Ask: “What does the command word mean?” before they answer a question.
- Encourage regular, short revision sessions rather than last-minute cramming.
- Ask them to show you a past-paper question they got wrong and explain the correction.

ETONBURY ACADEMY

What does the year ahead look like for year 11?

November
w/c 16th
Mock Examinations
3 weeks away (2 school weeks)

→

14th January
Yr 11 Parents' Evening

↓

March
w/c 1st
Core Mock Examinations
14 school weeks away

←

May
w/c 4th May
Real Examinations
21 school weeks away

ETONBURY ACADEMY

Can you think of an answer for the following:

1. The estimated % of content forgotten by students after 6 weeks.

2. The revision activity you feel has the least impact.

66% material is forgotten after 7 days

88% material is forgotten after 6 weeks

Reading notes and text books leads to a mere 10% retention ☹

THE FORGETTING CURVE

Our ‘storage capacity’ is virtually limitless but if the information is not used, retrieval capacity approaches 0%

ETONBURY ACADEMY

How you can support your child

Create a realistic revision timetable:

	Monday	Tuesday	Wednesday	Thursday	Friday	Saturday	Sunday
08.00-09.00	SCHOOL						
09.00-10.00							
10.00-11.00						Maths	Media
11.00-12.00						Eng Lit	Geography
12.00-13.00						Science	Football
13.00-14.00							
14.00-15.00							
16.00-17.00	Science	Maths Intervention	English Lit	Science	Geography		
17.00-18.00	English Lang	Geography	Maths	Media	PE Theory Topics		
18.00-19.00	Football Practice	Review of PE concepts -18.30	Football Practice	Review of English lang - 18.30			
19.00-20.00							

How to support revision:

The Pomodoro Technique

- Developed by Italian psychologist Francesco Cirillo in the 1980s
- There is a simple rule – when the timer is ticking, you are working.

Tip to parents/guardians:

- Ensure your child has everything they need before they start revising.
- Use an egg timer rather than a smartphone timer.

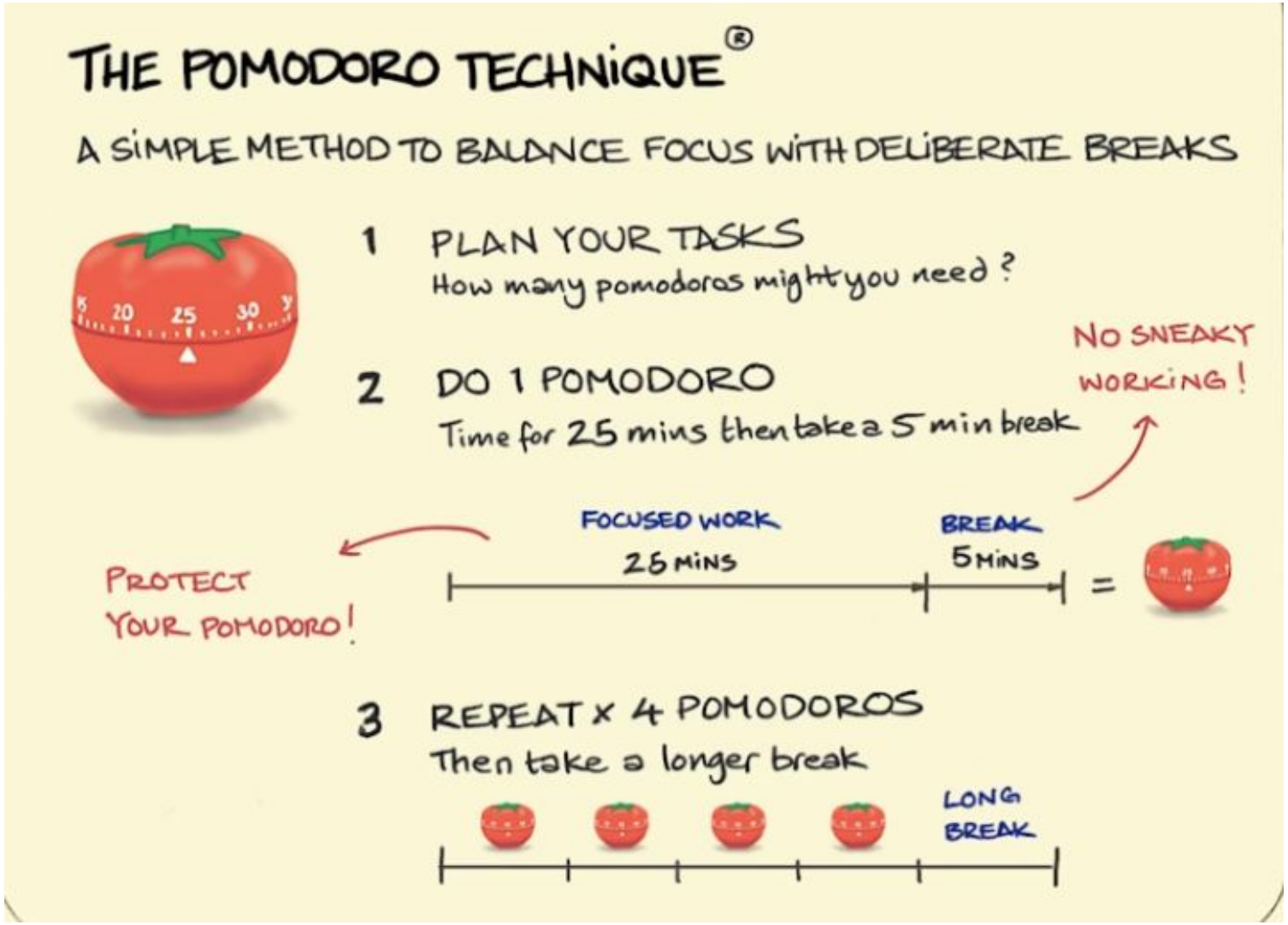

Teach better

Learn better

RETRIEVAL PRACTICE

WITH KATIE

ETONBURY ACADEMY

Effective revision **must** involve:

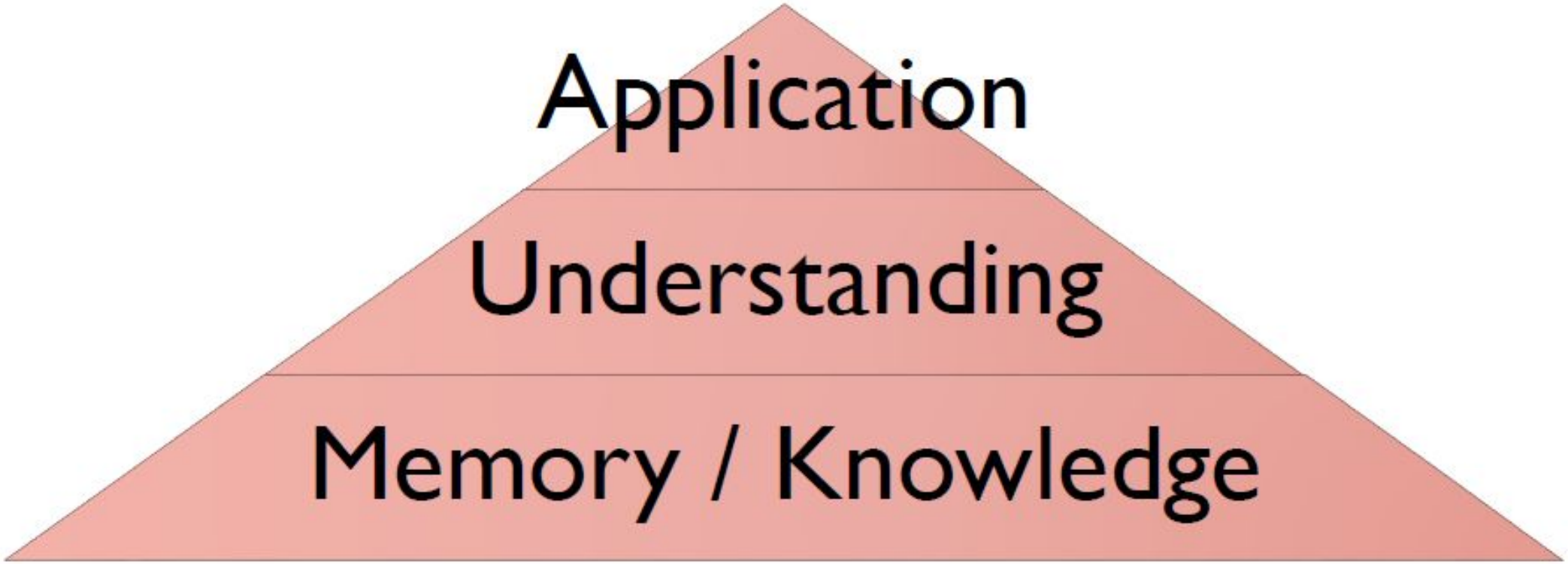

ETONBURY ACADEMY

Specific Revision Techniques: Flashcards

Flashcards are the staple revision technique of any student.

Short flashes of important facts and figures stick in your memory.

When making flashcards, use the specification.

Phrase your flashcards as questions

Take the time to try to think before flipping over your flashcards.

1. *Get someone else to read the question on each flashcard.*
2. *For every flashcard you get 100% correct, put it in a pile to your right. However, for every flash card you don't get exactly right put it in a separate pile (to your left).*
3. *Once you have sorted your initial pile of flashcards into the two piles, you pick up the pile of flashcards that you got wrong and then you sort this pile out into their right-wrong respective piles (ask all the flashcards again).*
4. *You keep repeating this, until you have no flashcards left in a "wrong" pile.*
5. *Repeat steps 1-4 until you can go through the first pile of flashcards and have no wrong ones.*

Specific Revision Techniques: Mind Maps

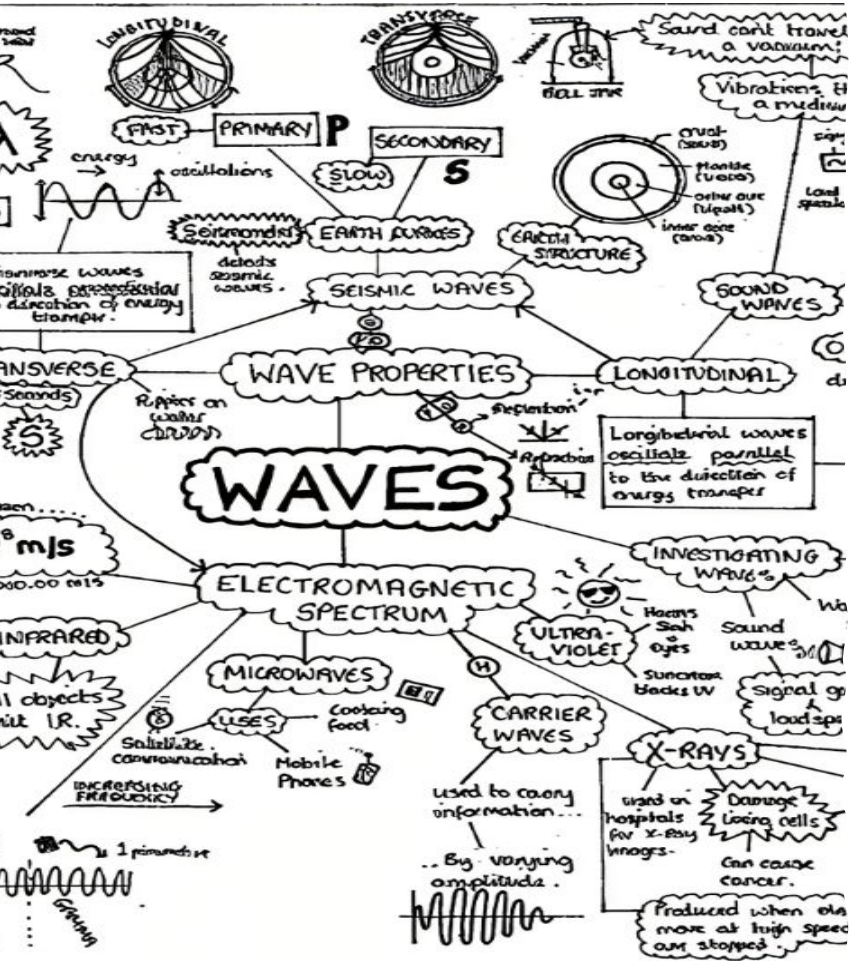

- ***The best mind maps can help you revise a whole topic's content within the space of half an hour.***
- *The secret key to effective mind maps is memorability*.
- ***Adding drawings to different parts of your mind map will make it so much easier to remember***. (dual code)
- *They should be used at the start of a revision session. Then* ***APPLY!***
- **Highlight the areas that you know a lot about, this then identifies the areas that you don't.**

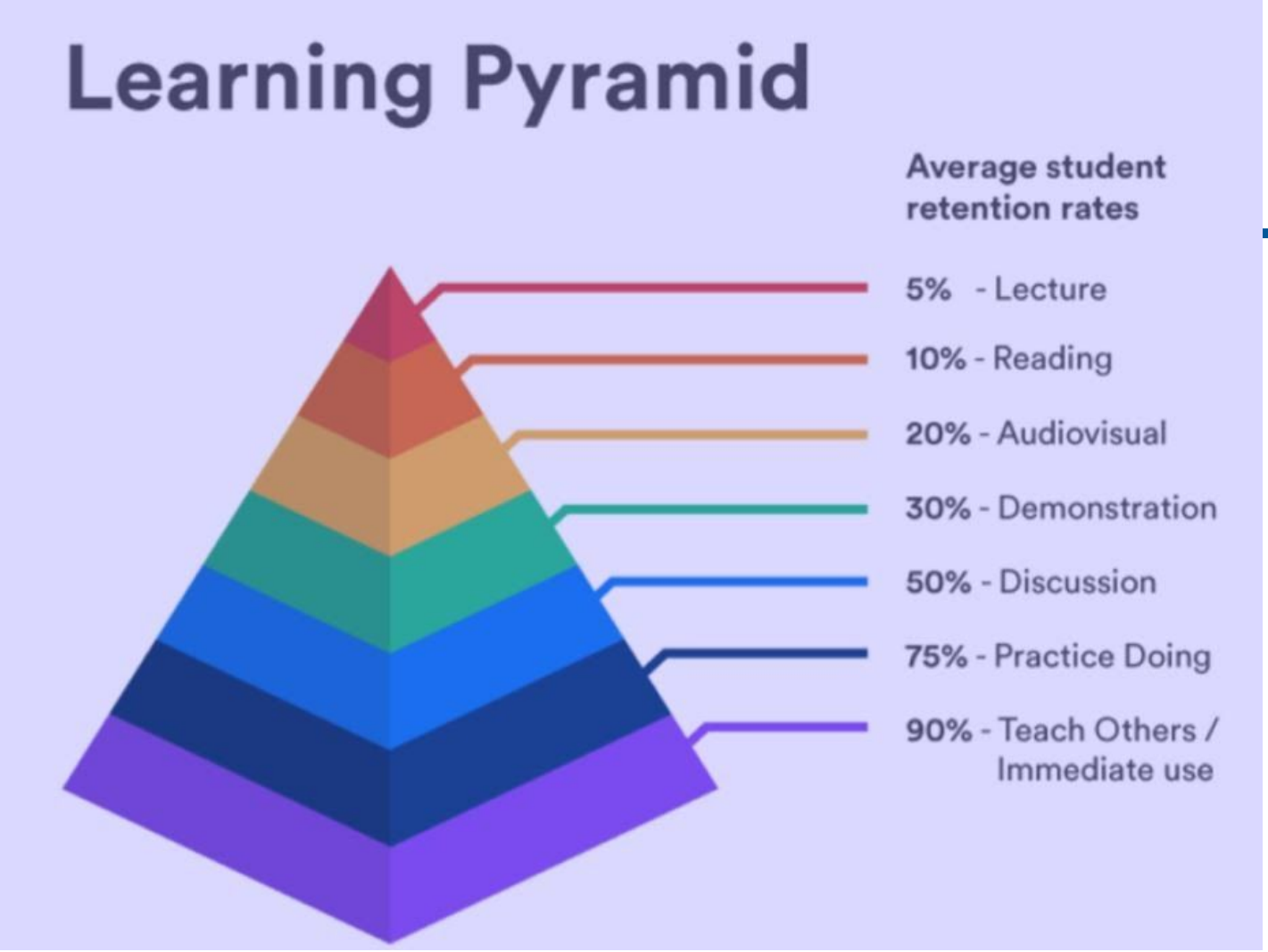

Teach someone else: 'Protege Effect'!

- The protégé effect is a psychological phenomenon where teaching, pretending to teach, or preparing to teach information to others helps a person learn that information.
- *When you are teaching someone, they will ask a lot of questions. Each of these questions you will have to explain in detail. Therefore, it is very likely that they will ask a few questions you won't know the answer to.*

Tip to parents/guardians:
Pretend to be the student and ask your child to teach you about the topic/ subject area. You could hold their cue cards or revision notes and prompt them. Or tell them what they missed once they have finished!

The Anatomy of the Exam

- Algebra
- Number
- Statistics
- Ratio, proportion and rates of change
- Geometry and measures
- Probability

ETONBURY ACADEMY

The Anatomy of the Exam

Maths

MathsWatch – Revision lessons just a click away . . .

Subject Content

Number
Algebra
Ratio, Proportion, Rates of Change
Geometry and Measures
Probability and Statistics

Grades that will be examined:

Higher	1	2	3	4	5	6	7	8	9
Foundation	1	2	3	4	5				

You will find some formulas and information in this insert.
It will be very helpful to learn it all, off-by-heart for your exam.

Area of a circle = πr^2
Circumference of a circle = $2\pi r$

Grade 1

Place Value . . . 1
Ordering Integers . . . 2
Ordering Decimals . . . 3
Reading Scales . . . 4
Simple Mathematical Notation . . . 5
Interpreting Real-Life Tables . . . 6
Introduction to Algebraic Conventions . . . 7
Coordinates . . . 8
Simple Geometric Definitions . . . 9
Polygons . . . 10
Symmetries . . . 11
Tessellations and Congruent Shapes . . . 12
Names of Angles . . . 13
The Probability Scale . . . 14
Tally Charts and Bar Charts . . . 15
Pictograms . . . 16

Addition/Subtraction

(+ +) becomes +
(– –) becomes +
eg. 5 – (–3) = 5 + 3
(+ –) becomes –
(– +) becomes –
eg. 5 + (–3) = 5 – 3

Multiplication/Division

(+) × (+) becomes +
(–) × (–) becomes +
eg. (–5) × (–3) = 15
(+) × (–) becomes –
(–) × (+) becomes –
eg. (–5) × 3 = –15

MathsWatch – Revision lessons just a click away . . .

Grade 2

Adding Integers and Decimals . . . 17
Subtracting Integers and Decimals . . . 18
Multiplying Integers . . . 19
Dividing Integers . . . 20
Inverse Operations . . . 21
Money Questions . . . 22
Negatives in Real Life . . . 23
Introduction to Fractions . . . 24
Equivalent Fractions . . . 25
Simplifying Fractions . . . 26
Half-Way Values . . . 27
Factors, Multiples and Primes . . . 28
Introduction to Powers/Indices . . . 29
Multiply and Divide by Powers of 10 . . . 30
Rounding to the Nearest 10, 100 etc . . . 31
Rounding to Decimal Places . . . 32
Simplifying - Addition and Subtraction . . . 33
Simplifying - Multiplication . . . 34
Simplifying - Division . . . 35
Function Machines . . . 36
Generating a Sequence - Term to Term . . . 37
Introduction to Ratio . . . 38
Using Ratio for Recipe Questions . . . 39
Introduction to Percentages . . . 40
Value for Money . . . 41
Introduction to Proportion . . . 42

Prime Numbers

2, 3, 5, 7, 11, 13, 17, 19, 23, 29, . . .
Each prime number has exactly two factors.

Properties of Solids . . . 43
Nets . . . 44
Angles on a Line and at a Point . . . 45
Measuring and Drawing Angles . . . 46
Drawing a Triangle Using a Protractor . . . 47
Reflections . . . 48
Rotations . . . 49
Translations . . . 50
Plans and Elevations . . . 51
Perimeters . . . 52
Area of a Rectangle . . . 53
Area of a Triangle . . . 54
Area of a Parallelogram . . . 55
Area of a Trapezium . . . 56
Frequency Trees . . . 57
Listing Outcomes . . . 58
Calculating Probabilities . . . 59
Mutually Exclusive Events . . . 60
Two-Way Tables . . . 61
Averages and the Range . . . 62
Data - Discrete and Continuous . . . 63
Vertical Line Charts . . . 64
Frequency Tables and Diagrams . . . 65

Area of a triangle = $\frac{b \times h}{2}$

Area of trapezium = $\frac{1}{2}(a + b)h$

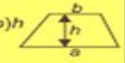

MathsWatch – Revision lessons just a click away . . .

Grade 3

Multiplying Decimals . . . 66
Dividing Decimals . . . 67
Four Rules of Negatives . . . 68
Listing Strategies . . . 69
Comparing Fractions . . . 70
Adding and Subtracting Fractions . . . 71
Finding a Fraction of an Amount . . . 72
Multiplying Fractions . . . 73
Dividing Fractions . . . 74
BODMAS/BIDMAS . . . 75
Reciprocals . . . 76
Calculator Questions . . . 77
Product of Primes . . . 78
Highest Common Factor (HCF) . . . 79
Lowest Common Multiple (LCM) . . . 80
Squares, Cubes and Roots . . . 81
Working with Indices . . . 82
Standard Form . . . 83
Decimals and Fractions . . . 84
Fractions, Percentages, Decimals . . . 85
Percentage of an Amount (Calc.) . . . 86
Percentage of an Amount (Non-Calc.) . . . 87
Change to a Percentage (Calc.) . . . 88
Change to a Percentage (Non-Calc) . . . 89
Rounding to Significant Figures . . . 90
Estimating Answers . . . 91
Using Place Value . . . 92
Expanding Brackets . . . 93
Simple Factorisation . . . 94
Substitution . . . 95
Straight Line Graphs . . . 96
The Gradient of a Line . . . 97
Drawing Quadratic Graphs . . . 98
Sketching Functions . . . 99
Solving Equations Using Flowcharts . . . 100
Subject of a Formula Using Flowcharts . . . 101
Generate a Sequence from nth Term . . . 102
Finding the nth Term . . . 103
Special Sequences . . . 104
Exchanging Money . . . 105
Sharing Using Ratio . . . 106
Ratios, Fractions and Graphs . . . 107
Increase/Decrease by a Percentage . . . 108
Percentage Change . . . 109
Reverse Percentage Problems . . . 110
Simple Interest . . . 111
Metric Conversions . . . 112
Problems on Coordinate Axes . . . 113
Surface Area of a Prism . . . 114
Volume of a Cuboid . . . 115
Circle Definitions . . . 116
Area of a Circle . . . 117
Circumference of a Circle . . . 118
Volume of a Prism . . . 119
Angles and Parallel Lines . . . 120
Angles in a Triangle . . . 121
Properties of Special Triangles . . . 122
Angle Sum of Polygons . . . 123
Bearings . . . 124
Experimental Probabilities . . . 125
Possibility Spaces . . . 126
Venn Diagrams . . . 127
Representing Data . . . 128
Scatter Diagrams . . . 129
Averages From a Table . . . 130

MathsWatch – Revision lessons just a click away . . .

Grade 4

Index Notation . . . 131
Introduction to Bounds . . . 132
Midpoint of a Line on a Graph . . . 133
Expanding and Simplifying Brackets . . . 134
Solving Equations . . . 135
Rearranging Simple Formulae . . . 136
Forming Formulae and Equations . . . 137
Inequalities on a Number Line . . . 138
Solving Linear Inequalities . . . 139
Simultaneous Equations Graphically . . . 140
Fibonacci Sequences . . . 141
Compound Units . . . 142
Distance-Time Graphs . . . 143
Similar Shapes . . . 144
Bisecting an Angle . . . 145
Constructing Perpendiculars . . . 146
Drawing a Triangle Using Compasses . . . 147
Enlargements . . . 148
Tangents, Arcs, Sectors and Segments . . . 149
Pythagoras' Theorem . . . 150
Simple Tree Diagrams . . . 151
Sampling Populations . . . 152
Time Series . . . 153

The Laws of Indices

$x^a \times x^b = x^{a+b}$
$x^a \div x^b = x^{a-b}$
$(x^a)^b = x^{ab}$
$x^{-a} = \frac{1}{x^a}$

Pythagoras

$a^2 + b^2 = c^2$

Grade 5

Negative Indices . . . 154
Error Intervals . . . 155
Mathematical Reasoning . . . 156
Factorising and Solving Quadratics . . . 157
The Difference of Two Squares . . . 158
Finding the Equation of a Straight Line . . . 159
Roots and Turning Points of Quadratics . . . 160
Cubic and Reciprocal Graphs . . . 161
Simultaneous Equations Algebraically . . . 162
Geometric Progressions . . . 163
Compound Interest and Depreciation . . . 164
Loci . . . 165
Congruent Triangles . . . 166
Sectors of a Circle . . . 167
Trigonometry . . . 168
Spheres . . . 169
Pyramids . . . 170
Cones . . . 171
Frustums . . . 172
Exact Trigonometric Values . . . 173
Introduction to Vectors . . . 174
Harder Tree Diagrams . . . 175
Stratified Sampling . . . 176

Trigonometry

MathsWatch – Revision lessons just a click away . . .

Grade 6

Recurring Decimals to Fractions . . . 177
Product of Three Binomials . . . 178
Iteration - Trial and Improvement . . . 179
Iterative Processes . . . 180
Enlargement - Negative Scale Factor . . . 181
Combinations of Transformations . . . 182
Circle Theorems . . . 183
Proof of Circle Theorems . . . 184
Probability Using Venn Diagrams . . . 185
Cumulative Frequency . . . 186
Boxplots . . . 187

Grade 7

Fractional Indices . . . 188
Recurring Decimals - Proof . . . 189
Rearranging Difficult Formulae . . . 190
Solving Quadratics with the Formula . . . 191
Factorising Hard Quadratics . . . 192
Algebraic Proof . . . 193
Exponential Functions . . . 194
Trigonometric Graphs . . . 195
Transformation of Functions . . . 196
Equation of a Circle . . . 197
Regions . . . 198
Direct and Inverse Proportion . . . 199
Similarity - Area and Volume . . . 200
The Sine Rule . . . 201
The Cosine Rule . . . 202
Area of a Triangle Using Sine . . . 203
And and Or Probability Questions . . . 204
Histograms . . . 205

Grades 8 and 9

Upper and Lower Bounds . . . 206
Surds . . . 207
Perpendicular Lines . . . 208
Completing the Square . . . 209
Algebraic Fractions . . . 210
Simultaneous Eqns with a Quadratic . . . 211
Solving Quadratic Inequalities . . . 212
Finding the nth Term of a Quadratic . . . 213
Inverse Functions . . . 214
Composite Functions . . . 215
Velocity-Time Graphs . . . 216
Pythagoras in 3D . . . 217
Trigonometry in 3D . . . 218
Vectors . . . 219

Fractional Indices

$x^{\frac{a}{b}} = (\sqrt[b]{x})^a$

Surds

$\sqrt{a} \times \sqrt{a} = a$
$\sqrt{a \times b} = \sqrt{a} \times \sqrt{b}$
$\sqrt{\frac{a}{b}} = \frac{\sqrt{a}}{\sqrt{b}}$

Quadratic Formula

$x = \frac{-b \pm \sqrt{b^2 - 4ac}}{2a}$

Sine Rule

$\frac{a}{\sin A} = \frac{b}{\sin B} = \frac{c}{\sin C}$

Cosine Rule

$a^2 = b^2 + c^2 - 2bc \cos A$

Histograms

frequency density $= \frac{\text{frequency}}{\text{class width}}$

MathsWatch – Revision lessons just a click away . . .

THIS MATHSWATCH DISC COVERS EVERY TOPIC ON THE 2015 SYLLABUS

Grades that will be examined:

Higher	1	2	3	4	5	6	7	8	9
Foundation	1	2	3	4	5				

Grades that can be obtained:

Higher				4	5	6	7	8	9
Foundation	1	2	3	4	5				

The Maths Grade 1 to 9 syllabus is split into 5 areas and 240 videos.

Number - 65 videos
Algebra - 64 videos
Ratio and Proportion - 17 videos
Geometry and Measures - 66 videos
Probability and Statistics - 28 videos

How long will it take to revise?

The timings of our videos are:

0 to 5 mins . . . . 103 videos
5 to 10 mins . . . . 110 videos
10 to 15 mins . . . . 22 videos
15 to 20 mins . . . . 4 videos
20 to 25 mins . . . . 1 video

The Anatomy of the Exam

- Paper 1 non-calculator
- Paper 2 calculator
- Paper 3 calculator

ETONBURY ACADEMY

BEST BEDFORDSHIRE SCHOOLS TRUST

Foundation tier

Exam					Grade								
Board	Month	Year	Tier	Total	9	8	7	6	5	4	3	2	1
AQA	June	2017	F	240					156	124	91	59	27
AQA	June	2018	F	240					161	125	92	59	27
AQA	June	2019	F	240					157	122	89	57	25
AQA	June	2022	F	240					172	135	101	67	33
AQA	June	2023	F	240					189	158	117	76	35
AQA	June	2024	F	240					186	157	117	77	37
AQA	June	2025	F	240					188	160	119	79	39
AQA	June	2026	F	240					187	154	115	76	38

ETONBURY ACADEMY

BEST BEDFORDSHIRE SCHOOLS TRUST

Higher tier

Exam					Grade						
Board	Month	Year	Tier	Total	9	8	7	6	5	4	3
AQA	June	2017	H	240	189	157	125	98	72	46	33
AQA	June	2018	H	240	201	169	138	107	77	47	32
AQA	June	2019	H	240	206	171	136	105	74	43	27
AQA	June	2022	H	240	214	185	156	121	86	51	33
AQA	June	2023	H	240	214	186	158	125	92	59	42
AQA	June	2024	H	240	219	191	163	129	95	61	44
AQA	June	2025	H	240	219	191	164	130	96	63	46
AQA	June	2026	H	240	219	192	166	131	97	63	46

Foundation formula sheet

Perimeter, area and volume

Where a and b are the lengths of the parallel sides and h is their perpendicular separation:

$$\text{Area of a trapezium} = \frac{1}{2}(a+b)h$$

Volume of a prism = area of cross section × length

Where r is the radius and d is the diameter:

$$\text{Circumference of a circle} = 2\pi r = \pi d$$

$$\text{Area of a circle} = \pi r^2$$

Pythagoras' Theorem and Trigonometry

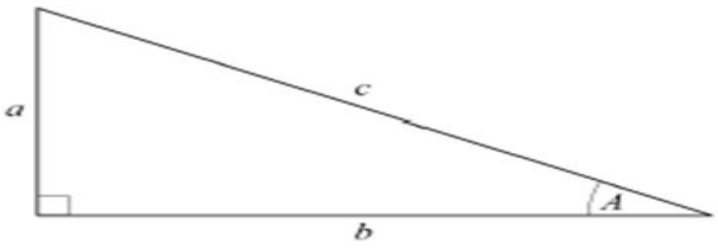

In any right-angled triangle where a, b and c are the length of the sides and c is the hypotenuse:

$$a^2 + b^2 = c^2$$

In any right-angled triangle ABC where a, b and c are the length of the sides and c is the hypotenuse:

$$\sin A = \frac{a}{c} \qquad \cos A = \frac{b}{c} \qquad \tan A = \frac{a}{b}$$

Compound Interest

Where P is the principal amount, r is the interest rate over a given period and n is number of times that the interest is compounded:

$$\text{Total accrued} = P\left(1 + \frac{r}{100}\right)^n$$

Probability

Where $P(A)$ is the probability of outcome A and $P(B)$ is the probability of outcome B:

$$P(A \text{ or } B) = P(A) + P(B) - P(A \text{ and } B)$$

Higher formula sheet

Perimeter, area and volume

Where a and b are the lengths of the parallel sides and h is their perpendicular separation:

Area of a trapezium $= \frac{1}{2}(a+b)h$

Volume of a prism = area of cross section × length

Where r is the radius and d is the diameter:

Circumference of a circle $= 2\pi r = \pi d$

Area of a circle $= \pi r^2$

Quadratic formula

The solution of $ax^2 + bx + c = 0$ where $a \neq 0$

$$x = \frac{-b \pm \sqrt{b^2 - 4ac}}{2a}$$

Pythagoras' Theorem and Trigonometry

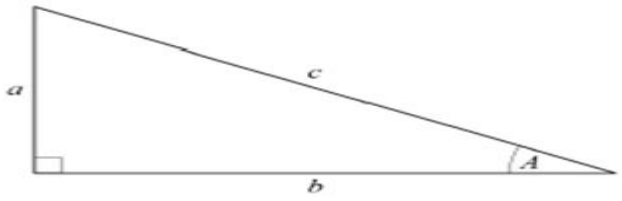

In any right-angled triangle where a, b and c are the length of the sides and c is the hypotenuse:

$$a^2 + b^2 = c^2$$

In any right-angled triangle ABC where a, b and c are the length of the sides and c is the hypotenuse:

$$\sin A = \frac{a}{c} \qquad \cos A = \frac{b}{c} \qquad \tan A = \frac{a}{b}$$

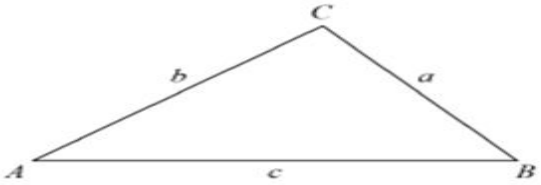

In any triangle ABC where a, b and c are the length of the sides:

sine rule: $\frac{a}{\sin A} = \frac{b}{\sin B} = \frac{c}{\sin C}$

cosine rule: $a^2 = b^2 + c^2 - 2bc \cos A$

Area of triangle $= \frac{1}{2}ab \sin C$

Compound Interest

Where P is the principal amount, r is the interest rate over a given period and n is number of times that the interest is compounded:

$$\text{Total accrued} = P\left(1 + \frac{r}{100}\right)^n$$

Probability

Where $P(A)$ is the probability of outcome A and $P(B)$ is the probability of outcome B:

$$P(A \text{ or } B) = P(A) + P(B) - P(A \text{ and } B)$$

$$P(A \text{ and } B) = P(A \text{ given } B)\, P(B)$$

ETONBURY ACADEMY

BEST BEDFORDSHIRE SCHOOLS TRUST

Foundation tier: Paper 1 (Non-calculator)

Question	Question Title	Your score	Marks available	Mathswatch video clip #s
1(a)	Square roots	1	1	81
1(b)	Indices	1	1	29, 82
1(c)	Writing a number as a power of 10 (indices)	0	1	30, 83
2	Imperial measurements (pounds/ounces)	2	2	112
3(a)	Mixed numbers	1	1	26B
3(b)	Addition of fractions (same denominator)	1	1	71
4(a)	Factors of a number	2	2	28
4(b)	Multiples of a number	0	1	28
5	Ordering fractions, decimals, percentages	2	2	2, 3
6	Money calculations	4	4	22A
7(a)	Frequency diagrams	4	4	57
7(b)	Fractions of an amount, from a frequency diagram	2	2	65A
8	Bar charts	2	3	15
9(a)	Multiplication tables and sample spaces	4	4	14
9(b)	Probability calculations, square numbers	2	2	29
10(a)	Algebraic simplification (gathering like terms)	0	2	7, 33
10(b)	Algebraic simplification	1	2	34
11	Percentage calculations	4	4	40, 87
12	Simplifying a ratio	1	1	38
13	Number reasoning	1	2	156
14(a)	Congruent shapes	1	1	12B
14(b)	Enlarging a shape by a given scale factor	1	2	148
15	Dividing an amount in a given ratio	3	3	106
16	Accurate drawing, using ruler and compass	1	2	-
17	Average speed calculation, convert to mph	3	3	142A
18	Co-ordinates on a grid, solving problems	3	3	113
19	Multiplication of decimals	2	2	66
20(a)	Number machines: completing an operation	1	1	36
20(b)	Number machines: completing an operation	1	1	36
20(c)	Number machines: solving an equation	1	1	36
21	Averages (mode, median, range)	2	3	62
22(a)	Geometric progressions (sequences)	1	1	163
22(b)	Fibonacci sequences	1	2	141
23(a)	Faces, vertices, edges of a polyhedron (3D shape)	1	1	43
23(b)	Area of a cross-section, volume of a prism	1	2	119
24	Addition of mixed numbers	2	2	71
25	Exact values (trigonometry)	0	1	173
26	Area of a circle, solving problems	1	4	117
27(a)	Inverse proportion (time taken to complete a job)	0	2	42
27(b)	Proportional reasoning	0	1	42
	TOTAL marks for Paper 1	61	80	
	Grade for paper 1	4+		

Summary data and further information

Year 11 November 2024 mock examination: Foundation tier	Mark	Grade
Paper 1 (Non-calculator), out of 80	61	4+
Paper 2 (Calculator), out of 80	58	4=
Paper 3 (Calculator), out of 80	65	5-
TOTAL (out of 240)	184	4+

GCSE target grade (end of Year 11)	5
Marks above / below (-) target grade	-2
Teacher's name	Mrs Sarup
Teacher's email address	ksarup@bestacademies.org.uk

Grade boundaries for this mock examination

Grade	Total marks needed (out of 240)
1	37
2	77
3	117
4	157
5	186

ETONBURY ACADEMY

Revision schedule

		Number	Algebra	Ratio & Proportion	Geometry & Measures	Probability & Stats	Grade
Monday	05/10/2026	1, 2, 3, 4, 5, 6	7, 8				1
Tuesday	06/10/2026				9, 10, 11, 12, 13	14, 15, 16	1
Wednesday	07/10/2026	17, 18, 19, 20	33, 34, 35	38, 39			2
Thursday	08/10/2026	21, 22, 23	36, 37	40, 41, 42			2
Friday	09/10/2026	24, 25, 26			43, 44, 45, 46, 47	57, 58	2
Saturday	10/10/2026						
Sunday	11/10/2026						
Monday	12/10/2026	27, 28, 29			48, 49, 50	59, 60	2
Tuesday	13/10/2026	30, 31, 32			51, 52	61, 62, 63	2
Wednesday	14/10/2026				53, 54, 55, 56	64, 65	2
Thursday	15/10/2026	66, 67, 68, 69	93, 94, 95	105	112		3
Friday	16/10/2026	70, 71, 72, 73, 74	96, 97	106			3
Saturday	17/10/2026						
Sunday	18/10/2026						
Monday	19/10/2026	75, 76, 77	98, 99	107	113		3
Tuesday	20/10/2026	78, 79, 80	100, 101		114a/b, 115		3
Wednesday	21/10/2026	81, 82, 83	102, 103, 104			125, 126	3
Thursday	22/10/2026	84, 85			116, 117, 118	127a/b	3
Friday	23/10/2026	86, 87, 88, 89		108, 109, 110			3
Saturday	24/10/2026						
Sunday	25/10/2026						
Monday	26/10/2026	90, 91, 92		111	119	128, 129	3
Tuesday	27/10/2026				120, 121, 122, 123, 124	130a/b	3

Revision support

- Morning intervention- selected group
- Tuesday after school revision session- by invitation at first (1141 hours run last year)
- Compulsory mathswatch tasks each half term
- Follow the revision schedule on mathswatch
- Gap analysis after each mock exam
- Weekly walking talking mock papers from January onwards

Equipment

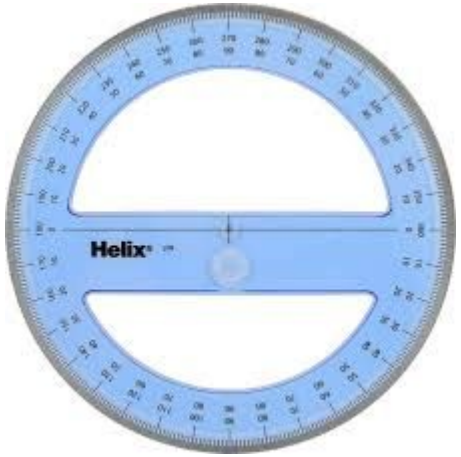

ETONBURY ACADEMY

Student Experience (Top tips from the year 12 students)

What is tested in the November mocks?

All students will sit two English exams during the November mock series:

- AQA English Language Paper 2: non-fiction
- AQA English Literature Paper 2:
  - 'An Inspector Calls'
  - 'Worlds and Lives' poetry cluster
  - Unseen poetry

ETONBURY ACADEMY

English

What should my child know? (*Language)*

Students sit a 1hr 45 minute exam, and need to read two non-fiction texts before answering four questions. They then need to write their own 'non-fiction' response to a given prompt.

Question	Marks Available	Minutes Spent on this question	Focus of question
		10	Reading Time
1	4	5	Choose 4 true statements
2	8	10	Make inferences about similarities / difference between texts
3	12	15	Language analysis of 1 source
4	16	20	Comparing perspectives
5	40	45	Write your own response to a non-fiction prompt

Source A

Source A is an extract from an article on a local community website published in 2022. The writer describes the efforts of volunteers who run community libraries.

Libraries are often seen as relics of the past, but for the volunteers who run them, they are vibrant hubs of knowledge and community. In towns where council budgets have been slashed, these volunteers have stepped in to keep the doors open. Without them, countless people would lose access to books, computers, and a quiet place to think.

'It's not easy,' says Joanna Price, who has volunteered at her local library for five years. 'We're constantly fundraising to cover costs and there's always something that needs fixing. But it's worth it to see children excited about storytime or elderly residents finding companionship here.'

Yet the challenges are mounting. Digital technology has changed the way people consume information and libraries must adapt to stay relevant. Joanna and her team have introduced e-book lending and coding classes to attract younger visitors. 'The library has to evolve or it won't survive,' she says.

Despite these efforts, some in the community question the relevance of libraries. 'Why would anyone need a library when you have the internet?' a passerby once asked Joanna. She smiles when recounting the story. 'Because not everything on the internet is true. Libraries offer access to knowledge that's been carefully curated.'

Joanna's passion for her work is evident. 'A library is more than just a place to borrow books,' she says. 'It's a sanctuary, a learning space, and a community centre all rolled into one'.

Q1 Read again the first part of **Source A** from **lines 1 to 12**
Choose four statements below which are **true**

[4 marks]

A Volunteers have taken over the running of some libraries
B Hundreds of libraries have closed due to a lack of interest from the public
C Community libraries provide access to books and computers
D Volunteers do not face significant challenges in running libraries
E Some libraries now offer coding classes for young people
F Community libraries are trying to stay relevant in a digital age
G Fundraising is not a priority for community libraries
H Children and young people do not visit libraries

Q2 You need to refer to **Source A** and **Source B** for this question
The writers discuss the value of libraries in their respective contexts
What can you infer about their attitudes?

[8 marks]

Q3 You only need to refer to **Source A** from **lines 9 to 19**
How does the writer use language to highlight the challenges faced by volunteers?

[12 marks]

Q4 You need to refer to the whole of **Source A**, together with the whole of **Source B**
Compare how the writers convey their perspectives on the importance of libraries
In your answer, you could:

- compare their perspectives
- comment on the methods the writers use to convey their perspectives
- support your response with references to both texts

[16 marks]

ETONBURY ACADEMY

English

What should my child know? (*Literature)*

Students sit a 2hr 15 minute exam, and need to write 3 full essays plus 1 short answer response.

Question	Marks Available	Minutes Spent on this question	Focus of question
1	30 + 4	45	**An Inspector Calls** - students have a choice of 2 questions and write 1 full essay.
2	30	45	**Worlds and Lives poetry** - students are given 1 poem from the cluster and must select a second poem from memory to compare on a given topic.
3	24	35	**Unseen Poetry** - students will be given a poem to analyse. They will never have seen this poem before.
4	8	10	**Unseen Compare** - students will read a second poem and compare the methods used to the methods seen in the previous unseen poem.

AQA

GCSE
ENGLISH LITERATURE

Paper 2 Modern texts and poetry

Tuesday 20 May 2025 Morning Time allowed: 2 hours 15 minutes

Materials

For this paper you must have:
- an AQA 16-page answer book.

Instructions
- Use black ink or black ball-point pen. Do **not** use pencil.
- Write the information required on the front of your answer book. The **Paper Reference** is 8702/2.
- Answer **one** question from **Section A**, **one** question from **Section B** and **both** questions in **Section C**.
- You must **not** use a dictionary.

Information
- The marks for questions are shown in brackets.
- The maximum mark for this paper is 96.
- AO4 will be assessed in **Section A**. There are 4 marks available for AO4 in **Section A** in addition to 30 marks for answering the question. AO4 assesses the following skills: use a range of vocabulary and sentence structures for clarity, purpose and effect, with accurate spelling and punctuation.
- There are 30 marks for **Section B** and 32 marks for **Section C**.

Section A: Modern prose or drama

Answer **one** question from this section on your chosen text.

JB Priestley: *An Inspector Calls*

Either

0 1 How does Priestley present Gerald and Sheila's changing relationship in *An Inspector Calls*?

Write about:

- Gerald and Sheila's relationship in the play
- how Priestley presents Gerald and Sheila's changing relationship.

[30 marks]
AO4 [4 marks]

or

0 2 How does Priestley present ideas about power in *An Inspector Calls*?

Write about:

- some of the ideas about power that are shown in the play
- how Priestley presents ideas about power.

[30 marks]
AO4 [4 marks]

ETONBURY ACADEMY

What 'Effective Retrieval' Looks Like in English

English

KS4 - Grades 3 - 5

What is the writer showing us?

➔ Create a clear topic sentence based on the question

How are they showing this?

➔ Find a short, relevant quotation

How are they shaping our views?

➔ What methods are they using?

Why are they showing this?

➔ What are they trying to achieve?
➔ How do they want their readers to feel / respond?

<u>How and why does Sheila change in 'An Inspector Calls'?</u>

In his didactic play, Priestley creates the character of Sheila to show that the younger generation have the power to change.

Priestley initially introduces us to Sheila as an infantilised and materialistic character. She frequently refers to her parents as "Mummy" and "Daddy". These nouns suggest Sheila is naive and has a carefree life because she is happy to be babied even though she is in her 20s. Perhaps Priestley wanted to create this initial impression of Sheila as childish so we can see how much she changes as the play progresses.

We also see Sheila being presented as materialistic in Act 1. "Is it the one you wanted me to have?". Her focus on the engagement ring so she "really feels engaged" reveals her need of material objects to display to others in her upper-middle class world. The question (spoken to Gerald) infers she is willing to carry on being submissive to men, which was the status-quo in pre-war Britain. Priestley wanted his audience to dislike the Birlings at the start of the play, as they represent the pre-war Capitalist world, and through Sheila's change, he wanted to show how people can change for the better.

ETONBURY ACADEMY

What 'Effective Retrieval' Looks Like in English

English

KS4 - Grades 6+

What is the writer showing us?

➔ Create a clear topic sentence based on the question

How are they showing this?

➔ Find a short, relevant quotation

How are they shaping our views?

➔ What methods are they using?

Why are they showing this?

➔ What are they trying to achieve?
➔ How do they want their readers to feel / respond?

<u>How and why does Sheila change in 'An Inspector Calls'?</u>

In his didactic play, Priestley creates the character of Sheila to highlight the hope he has that the younger generation in post-war Britain will have the power to develop the socialist movement that was already taking place.

In order to expose the protected and sheltered lifestyle of the wealthy, Priestley initially introduces us to Sheila as an infantilised and materialistic character. Her frequent references to her parents as "Mummy" and "Daddy not only depict her as naive, but the noun choices highlight her tranquil lifestyle, in which she is happy to be babied even in her 20s. Priestley deliberately furthers this negative presentation with references to, not only Sheila's materialism, but also to her subservience through the line, "Is it the one you wanted me to have?". Her focus on the engagement ring so she "really feels engaged" reveals to necessity of material objects to display to others in her upper-middle class world, whilst the question infers she is willing to maintain the status quo of pre-war women seeking approval of the men around them. This initial negative impression of Sheila supports the audience's cynical view of the Birling family as a whole, while allowing us an insight into the bleak consequences of shielding wealthy children from the reality of the world in which they live. Through Sheila's development, Priestley aims to highlight the issues with ignorant Capitalist behaviour, and reinforce the concept that a Socialist mindset creates more selfless communities.

Recommended Resources & Platforms

English

With regard to **English Language**, students need to **read.** A range of fiction and non-fiction is the best way to ensure they are confident in their ability to make inferences and understand key information.

They can use the **KS4 revision website** to access a range of past papers.

Students should revise the focus / marks / minutes of each question so they know what to expect in the exam.

ETONBURY ACADEMY

Recommended Resources & Platforms

English

With regard to **English Literature**, students need to be secure in their knowledge of 'An Inspector Calls' and the 'Worlds and Lives' poems.

You have been given a list of questions and answers that you can work through with your child at home. All the items on the cards have been covered in lessons, but this course is huge - students do need to revise at home to ensure they can achieve their best.

There are a range of revision videos / notes / exam tasks on the **KS4 revision website.**

ETONBURY ACADEMY

How can we help?

English

What can students do?

The English team run a revision cafe every Monday lunch time in D8.

Students are welcome to complete extra essays at home and submit them for marking.

We also provide form time intervention from English specialists so students are given more revision opportunities daily.

What can parents and families do?

Use the tasks in the back of your booklet to quiz your child on their knowledge.

Discuss their key texts with them: can they tell you about important events and characters?

ETONBURY ACADEMY

Support responsibility of choices

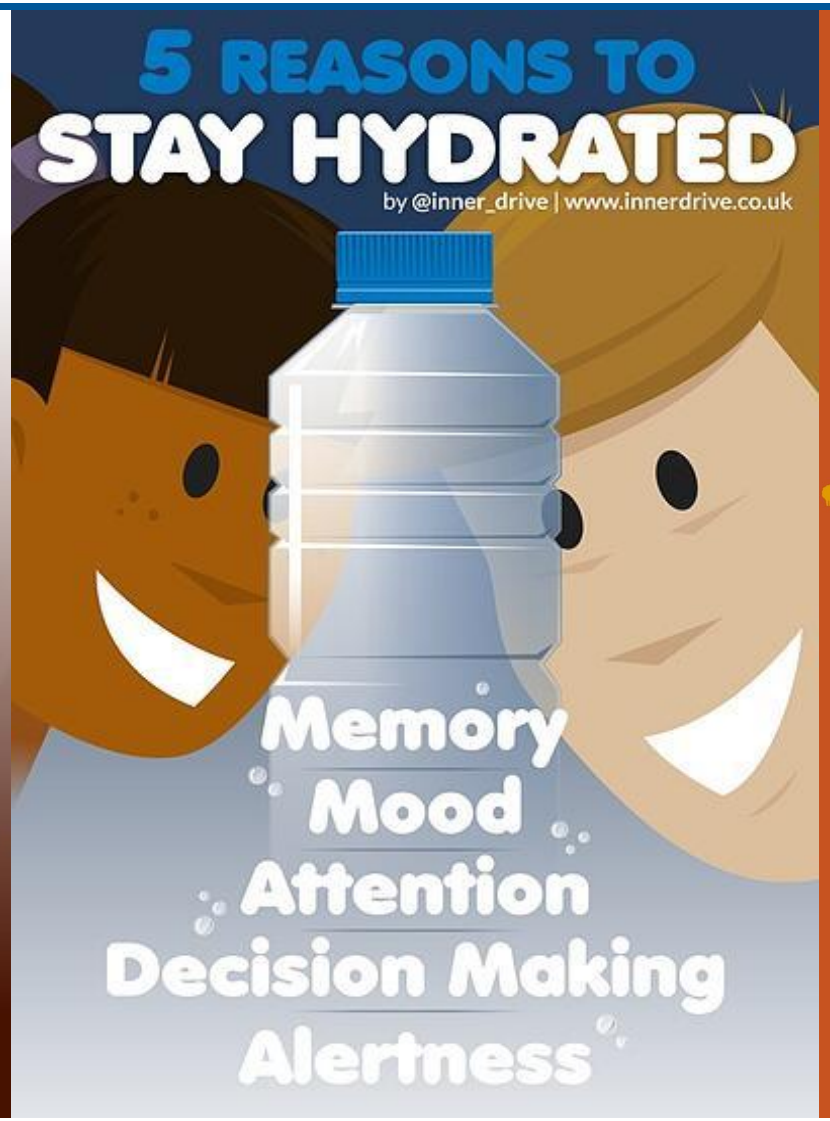

ETONBURY ACADEMY

YouTube Tutorials / Podcasts/ Websites



- Videos are great for revising, as long as you're watching videos on your course content.
- Hearing something explained in a different way can be the difference between you not understanding a topic and you being the master of that topic.
- There are lots of great websites and resources that can all be accessed through our KS4 revision website.

- **Make sure you don't end up on the dark side of YouTube! Don't drift off.**
- Mobile phones (selfcontrol app)
  - Just 90 seconds on a mobile phone per hour means a student loses 30 hours of valuable learning time per year – and that's before they even start revising

ETONBURY ACADEMY

SENECA

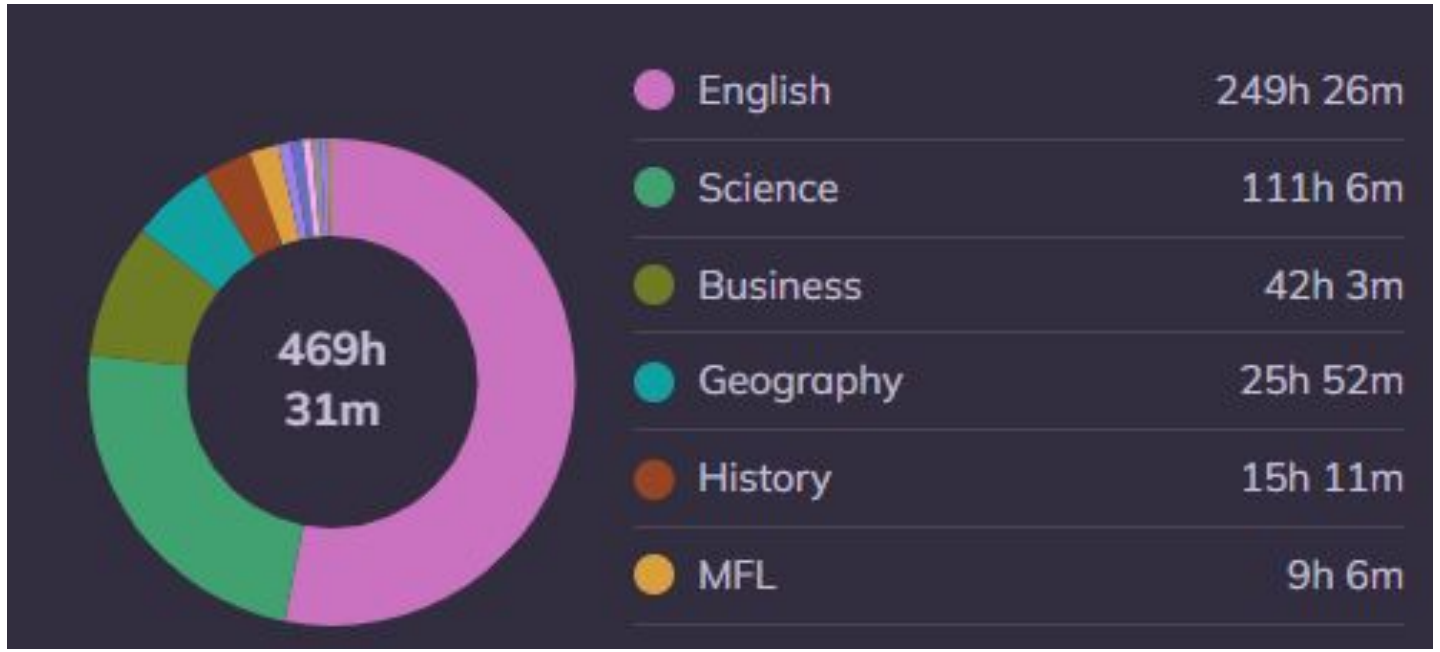

Homework assignments

Independent Study

Revision Planner

Exam Questions (with feedback)

ETONBURY ACADEMY

We hope this has helped you to feel empowered in supporting your child to take control of their assessment preparation.

It is a marathon not a sprint!