

Y12 A level Art Bridging Project 2023

What?

Create a sketchbook of work based around your first project 'being human'. You will get a sketchbook to use during your induction day or you can buy your own.

How?

Use a combination of mindmaps, drawings, paintings and artist research using a range of materials, techniques and processes.

Why?

To develop and refine your observation drawing skills by looking more closely at the human form, researching artists and ideas linking to 'being human' to develop your analytical skills, explore skills in creating drawings from imagination linking to Abstract Expressionism.



Please join the google classroom : ozyhuef

Task 1:

Click on gallery link below and read to gain an insight into the theme 'Being Human'

<https://www.tate.org.uk/art/student-resource/exam-help/human-figure>

Task 2:

Create a mind map about different ideas linking to 'Being Human' in your sketchbook. Add sketches and printed images to visually communicate your initial ideas.



Task 3:

Warm up sketches-

Gesture drawing

Use this technique and demonstration to practice creating your own gesture drawing using the line of action.

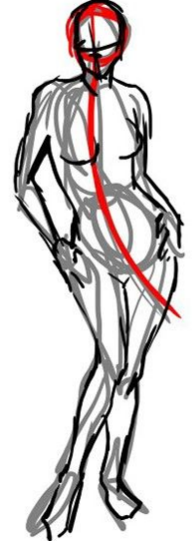
WHEN YOU BEGIN DRAWING THE HUMAN FIGURE START WITH "THE LINE OF ACTION"



LINE OF ACTION



GESTURE DRAWING

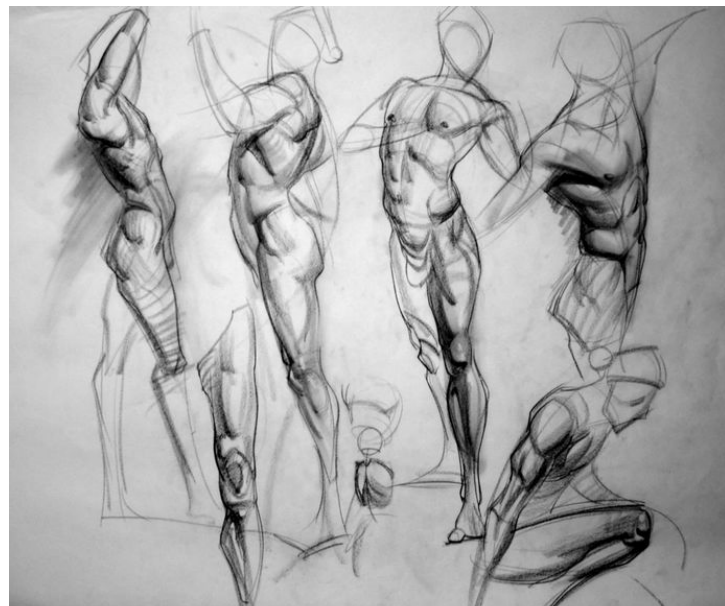


MASS OR WEIGHT DRAWING

Drawing the human figure is one of the most challenging but satisfying subjects an artist can take on. It may seem difficult and intimidating but patience and practice it can be a learnable skill.

First off we need to learn how to draw GESTURES. Gesture drawing is a good way to warm up and it is also an important skill to capture the "action" and "pose" of a figure.

Gesture drawing examples....





Task 4:

Adding mass and weight to your drawings

After learning how to capture the gesture we can now add some weight and mass to it. A drawing should take less than ten minutes to do. Let's look at some of gesture drawing with added mass.





Task 5: Motion figure drawing

Sketch the dancers as they move using techniques you have learned in your life drawing workshop and the gesture drawing task. Stop the video at different points if needed when sketching.



Media:


Try to experiment with different media and materials other than pencil.

Scale: Pick a scale of your choice and be experimental with sizing, overlapping and don't be afraid to work larger scale.



<https://www.youtube.com/watch?v=e4X5z8AQc3s>

Motion drawing examples



Abstract Expressionism Artist Research and Analysis

ABSTRACTING THE HUMAN FIGURE

Artists often experiment with abstracting the human figure: either simplifying it or depicting it in a way that isn't necessarily straightforward, often distorting elements of the body.



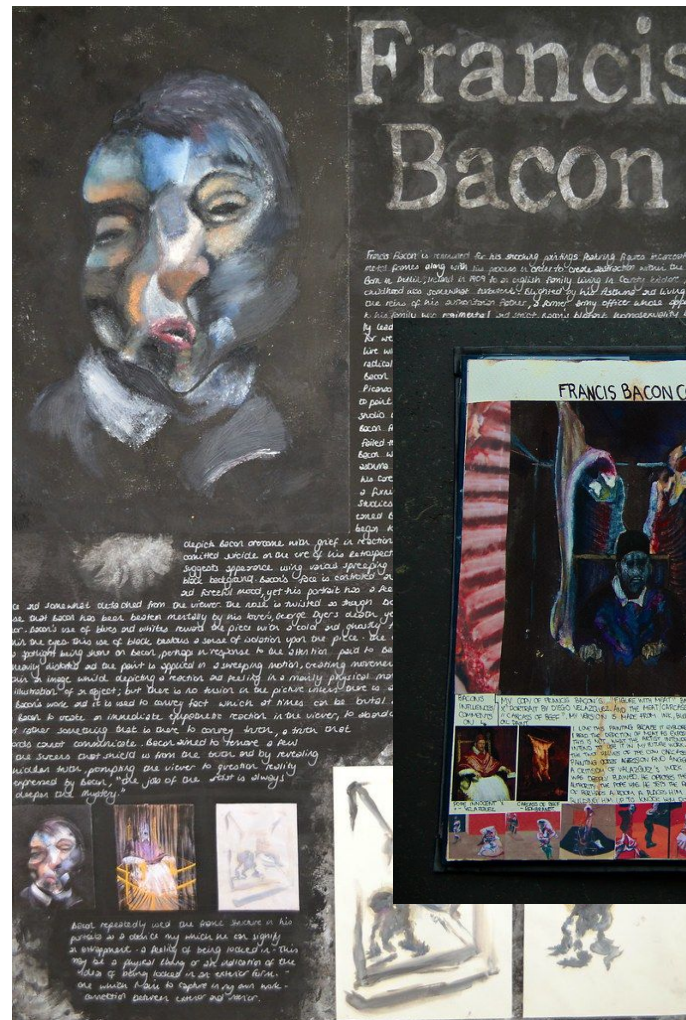
Francis Bacon
Triptych August 1972 (1972)
Tate

Have you ever experienced emotions – of anger, sadness or frustration – that are so intense you feel as if you are being tortured by them? How would you represent these feelings in art? Francis Bacon's twisted figures express a powerful sense of the psychological pain and anguish that people sometimes experience. He used photographs from books and magazines as the starting point for many of his paintings.

Figure Artist Study

Pick an Abstract Expressionist artist who abstracts the human figure and produce an artist study page on them. Include the following: title, images, artist analysis, artist copy/response.


Stuck for artist inspiration? Use one of the 3 I have added on these slides.



Jackson Pollock



Francis Bacon



William De Kooning



Artist Analysis framework

1. Introduction

- Introduce the artist
- Some relevant background information.
- Name and date of a piece you find inspiring.

2. Describe

- What can you see?
- How has the piece been arranged/composed?
- Is there a focal point?
- Is there a style to their work?

3. Process

- How was the artwork made?
- What art process has been used?
- How has the work been presented?

4. Mood

- How does the work affect the viewer?
- Does it convey meaning or feeling? Give an example of where you see this.
- Why have they made this piece? What are they trying to communicate?
- Can you find a quote to back up this argument?

5. Connection

- How is this work relevant to your project?
- How will you use it to inspire your ideas?
- Will use use materials similar to theirs? Or is it their concept that interests you?
- What response do you intend to make? How will you do it?

Sentence starters

The artist I have chosen to investigate is.....

The piece I am particularly interested in is.....

In this piece I can see..... They have composed this by..... The focal point being.....

(artist surname) has made this image by..... using..... They have developed use of..... within the piece.

It has a direct impact on the viewer because..... And conveys the meaning of..... I feel (artist surname) made this to communicate.....

It is relevant to my theme because..... And will inspire my ideas..... I will do this by.....